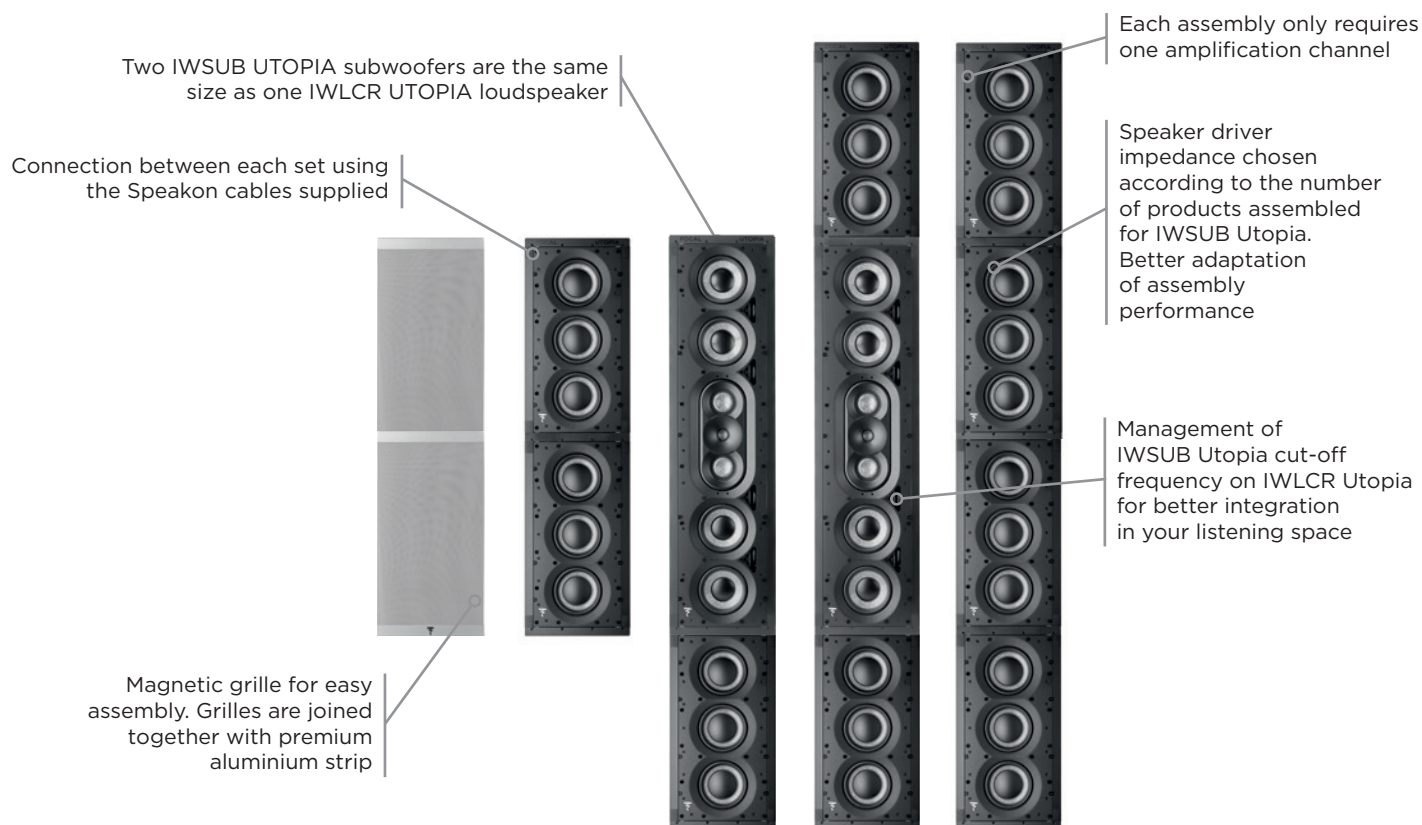


1000 SERIES UTOPIA

Product sheet

MADE IN
FRANCE

With their true abundance of technologies, the products in the 1000 Series Utopia range boast the latest acoustic and mechanical innovations from Focal. Compactness, performance and easy integration are the watchwords here. The 1000 IWLCR Utopia loudspeakers and the 1000 IWSUB Utopia subwoofer can be combined to enhance their performance. The only limit to the assembly options is your imagination!



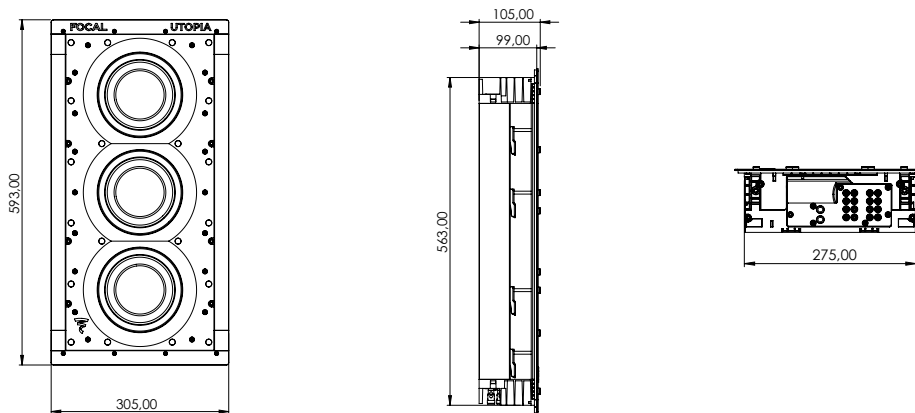
Key points

- Self-contained products designed to be assembled
- Simple assembly and connection
- Option to have a IWLCR Utopia and up to 6 IWSUB Utopia on the same channel
- Vertical and horizontal assemblies possible
- Professional Speakon cables supplied
- Delivered with a magnetically-attached, ready-to-paint grille, for seamless integration
- Optional assembly kit (for partition during construction)
- Specification tables provided according to assembly configurations

1000 IWSUB UTOPIA assembly technical specifications

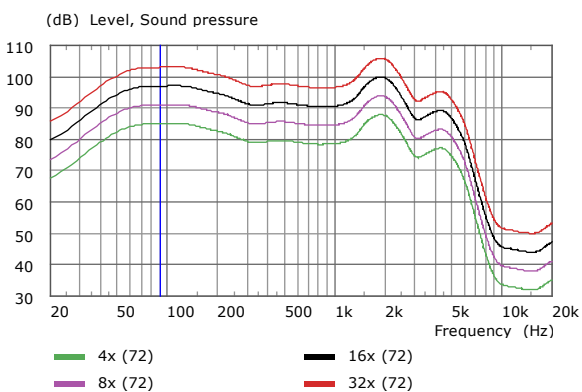
	1000 IWSUB UTOPIA		Assembly 2 x 1000 IWSUB UTOPIA (8 Ω)	Assembly 3 x 1000 IWSUB UTOPIA (8 Ω)	Assembly 4 x 1000 IWSUB UTOPIA (8 Ω)
Type of speaker	Closed-back in-wall				
Speaker drivers	3 x 6 ¹ / ₂ " (16.5cm) 'W' bass		6 x 6 ¹ / ₂ " (16.5cm) 'W' bass	9 x 6 ¹ / ₂ " (16.5cm) 'W' bass	12 x 6 ¹ / ₂ " (16.5cm) 'W' bass
Sensitivity (2.83V/3 feet - 1m)	83dB	74dB	89dB	92dB	95dB
Bandwidth (+/-3dB)	40Hz - 2.5kHz		40Hz - 2.5kHz	40Hz - 2.5kHz	40Hz - 2.5kHz
Low-frequency cut-off (-6dB)	32Hz		30Hz	27Hz	26Hz
Nominal impedance	10 Ω	90 Ω	6 Ω	4 Ω	3 Ω
Minimal impedance	8.6 Ω	76 Ω	4.3 Ω	2.9 Ω	2.15 Ω
Recommended amp power	100 - 750W (8 Ω) 200 - 1500W (4 Ω)	300 - 4000W (8 Ω) 300 - 4000W (4 Ω)	100 - 750W (8 Ω) 200 - 1500W (4 Ω)	100 - 750W (8 Ω) 200 - 1500W (4 Ω)	100 - 750W (8 Ω) 200 - 1500W (4 Ω)
Ext. size (HxLxD)	23 ³ / ₈ "x12x4" (593x305x101mm)				
Mounting diameter (HxW)	22 ¹ / ₄ "x10 ⁷ / ₈ " (564x276mm)				
Mounting depth	3 ⁷ / ₈ " (99mm)		3 ⁷ / ₈ " (99mm)	3 ⁷ / ₈ " (99mm)	3 ⁷ / ₈ " (99mm)
Net weight (with grille)	21.16lbs (9.6kg)		42.33lbs (19.2kg)	63.49lbs (28.8kg)	84.66lbs (38.4kg)
Box size (length x depth x height)	15 ¹ / ₂ "x29 ¹ / ₂ "x8 ¹ / ₂ " (395x750x215mm)				
Total Weight (including packaging)	27lbs (12.25kg)				

Dimensions

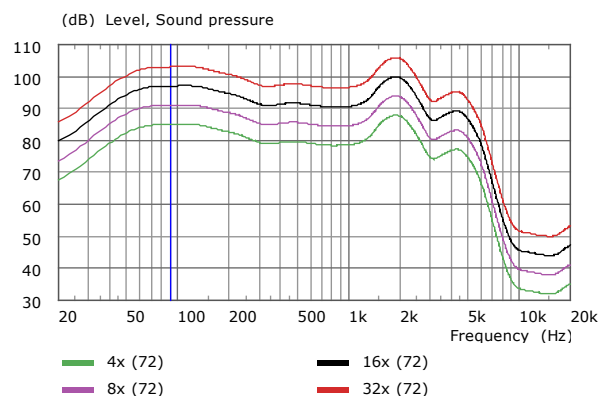


Frequency response

1000 IWSUB UTOPIA 8 Ohms frequency response



1000 IWSUB UTOPIA 72 Ohms frequency response



Levels calculation table

2 x IWSUB UTOPIA (8 Ohms)

Power/Distance	3ft (1m)	6.5ft (2m)	16ft (5m)
1W (2.83V)	89dB	83dB	75dB
50W (20V)	106dB	100dB	92dB
100W (28.3V)	109dB	103dB	95dB
250W (44.7V)	113dB	107dB	99dB
500W (63.2V)	116dB	110dB	102dB
750W (77.5V)	118dB	112dB	104dB

3 x IWSUB UTOPIA (8 Ohms)

Power/Distance	3ft (1m)	6.5ft (2m)	16ft (5m)
1W (2.83V)	92dB	86dB	78dB
50W (20V)	109dB	103dB	95dB
100W (28.3V)	112dB	106dB	98dB
250W (44.7V)	116dB	110dB	102dB
500W (63.2V)	119dB	113dB	105dB
750W (77.5V)	121dB	115dB	107dB

4 x IWSUB UTOPIA (8 Ohms)

Power/Distance	3ft (1m)	6.5ft (2m)	16ft (5m)
1W (2.83V)	95dB	89dB	81dB
50W (20V)	112dB	106dB	98dB
100W (28.3V)	115dB	109dB	101dB
250W (44.7V)	119dB	113dB	105dB
500W (63.2V)	122dB	116dB	108dB
750W (77.5V)	124dB	118dB	110dB

8 x IWSUB UTOPIA (72 Ohms)

Power/Distance	3ft (1m)	6.5ft (2m)	16ft (5m)
1W (2.83V)	91dB	85dB	85dB
50W (20V)	108dB	102dB	102dB
100W (28.3V)	111dB	105dB	105dB
250W (44.7V)	115dB	109dB	109dB
500W (63.2V)	118dB	112dB	112dB
750W (77.5V)	120dB	114dB	114dB

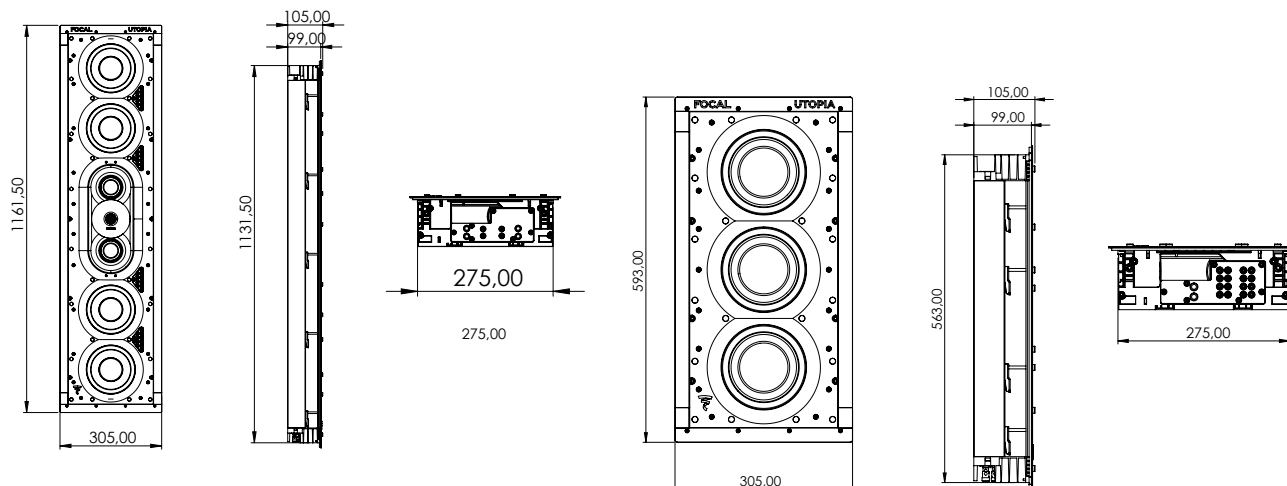
Technical specifications

1000 IWLCR UTOPIA and 1000 IWSUB UTOPIA assembly

	Assembly* 1000 IWLCR UTOPIA + 1 x IWSUB UTOPIA (8 Ω)	Assembly* 1000 IWLCR UTOPIA + 2 x IWSUB UTOPIA (8 Ω)	Assembly* 1000 IWLCR UTOPIA + 4 x IWSUB UTOPIA (8 Ω / 8 Ω) + (8 Ω / 8 Ω)	Assembly* 1000 IWLCR UTOPIA + 6 x IWSUB UTOPIA (72 Ω)	Assembly* 1000 IWLCR UTOPIA + 6 x IWSUB UTOPIA (8 Ω / 8 Ω / 8 Ω) + (8 Ω / 8 Ω / 8 Ω)
Type of speaker					
Speaker drivers	7 x 6 ^{1/2} " (16.5cm) 'W' cone Bass; 2 x 3 ^{1/8} " (8cm) 'W' cone 'M'-shaped midranges; 1" (27mm) pure Beryllium inverted dome tweeter	10 x 6 ^{1/2} " (16.5cm) 'W' cone Bass; 2 x 3 ^{1/8} " (8cm) 'W' cone 'M'-shaped midranges; 1" (27mm) pure Beryllium inverted dome tweeter	16 x 6 ^{1/2} " (16.5cm) 'W' cone Bass; 2 x 3 ^{1/8} " (8cm) 'W' cone 'M'-shaped midranges; 1" (27mm) pure Beryllium inverted dome tweeter	22 x 6 ^{1/2} " (16.5cm) 'W' cone Bass; 2 x 3 ^{1/8} " (8cm) 'W' cone 'M'-shaped midranges; 1" (27mm) pure Beryllium inverted dome tweeter	22 x 6 ^{1/2} " (16.5cm) 'W' cone Bass; 2 x 3 ^{1/8} " (8cm) 'W' cone 'M'-shaped midranges; 1" (27mm) pure Beryllium inverted dome tweeter
Sensitivity (2.83V/3 feet - 1m)	93dB	94dB	95dB	95db	96dB
Bandwidth (+/-3dB)	38Hz - 40kHz	36Hz - 40kHz	34Hz - 40kHz	34Hz - 40kHz	32Hz - 40kHz
Low-frequency cut-off (-6dB)	32Hz	28Hz	26Hz	28Hz	24Hz
Nominal impedance	6 Ω	4 Ω	6 Ω	6 Ω	6 Ω
Minimal impedance	3 Ω	2.6 Ω	3 Ω	3.2 Ω	2.7 Ω
Recommended amp power	100 - 750W (8 Ω) 200 - 1500W (4 Ω)	100 - 750W (8 Ω) 200 - 1500W (4 Ω)	100 - 750W (8 Ω) 200 - 1500W (4 Ω)	100 - 750W (8 Ω) 200 - 1500W (4 Ω)	100 - 750W (8 Ω) 200 - 1500W (4 Ω)
Ext. size (HxLxD)					
Mounting diameter (HxL)					
Net weight (with grille)	3 ^{7/8} " (99mm)	3 ^{7/8} " (99mm)	3 ^{7/8} " (99mm)	3 ^{7/8} " (99mm)	3 ^{7/8} " (99mm)
Net weight (with grille)	65.26lbs (29.6kg)	85.1lbs (38.6kg)	127.43lbs (57.8kg)	169.77lbs (77kg)	169.77lbs (77kg)
Box size (length x depth x height)					
Total Weight (including packaging)					

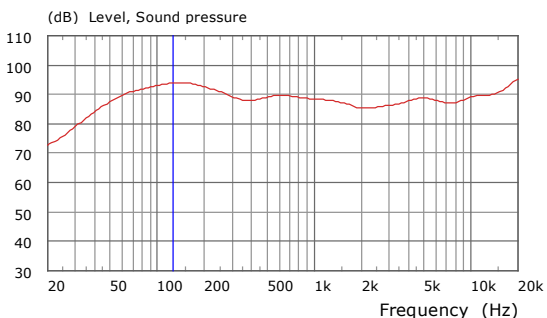
*Refer to the user manual

Dimensions

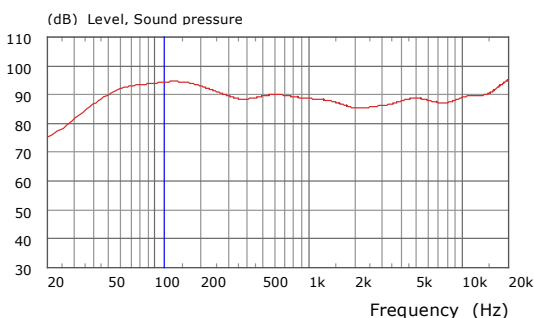


Frequency response

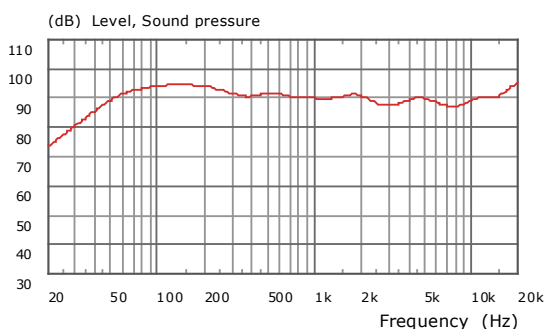
1000 IWLCR UTOPIA + 1 x IWSUB UTOPIA 8 Ohms



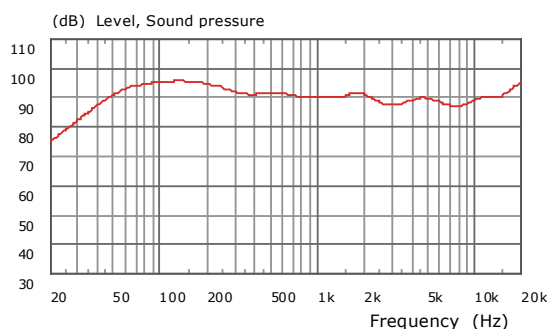
1000 IWLCR UTOPIA + 2 x IWSUB UTOPIA 8 Ohms



1000 IWLCR UTOPIA + 4 x IWSUB (8 Ω / 8 Ω) + (8 Ω / 8 Ω)



1000 IWLCR UTOPIA + 4 x IWSUB (8 Ω / 8 Ω / 8 Ω) + (8 Ω / 8 Ω / 8 Ω)



Levels calculation table

1000 IWLCR UTOPIA + 1 x IWSUB (8 Ohms)

Power/Distance	3ft (1m)	6.5ft (2m)	16ft (5m)
1W (2.83V)	93dB	85dB	85dB
50W (20V)	108dB	102dB	102dB
100W (28.3V)	111dB	105dB	105dB
250W (44.7V)	115dB	109dB	109dB
500W (63.2V)	118dB	112dB	112dB
750W (77.5V)	120dB	114dB	114dB

1000 IWLCR UTOPIA + 2 x IWSUB (8 Ohms)

Power/Distance	3ft (1m)	6.5ft (2m)	16ft (5m)
1W (2.83V)	94dB	85dB	77dB
50W (20V)	108dB	102dB	94dB
100 W (28.3V)	111dB	105dB	97dB
250 W (44.7V)	115dB	109dB	101dB
500W (63.2V)	118dB	112dB	104dB
750W (77.5V)	120dB	114dB	106dB

1000 IWLCR UTOPIA + 4 x IWSUB (8 Ω / 8 Ω / 8 Ω) + (8 Ω / 8 Ω / 8 Ω)

Power/Distance	3ft (1m)	6.5ft (2m)	16ft (5m)
1W (2.83V)	94dB	85dB	77dB
50W (20V)	108dB	102dB	94dB
100W (28.3V)	111dB	105dB	97dB
250W (44.7V)	115dB	109dB	101dB
500W (63.2V)	118dB	112dB	104dB
750W (77.5V)	120dB	114dB	106dB

1000 IWLCR UTOPIA + 4 x IWSUB (8 Ω / 8 Ω / 8 Ω) + (8 Ω / 8 Ω / 8 Ω)

Power/Distance	3ft (1m)	6.5ft (2m)	16ft (5m)
1W (2.83V)	96dB	85dB	77dB
50W (20V)	108dB	102dB	94dB
100W (28.3V)	111dB	105dB	97dB
250W (44.7V)	115dB	109dB	101dB
500W (63.2V)	118dB	112dB	104dB
750W (77.5V)	120dB	114dB	106dB